

ST. THOMAS SCHOOL, LONI  
PRACTICE WORKSHEET (JANUARY)  
SUBJECT – COMPUTER, CLASS-III-\_\_\_\_\_


NAME: \_\_\_\_\_ ROLL NO.: \_\_\_\_\_ DATE: \_\_\_\_\_


**Keywords**

**Definition**

Stage	The main working area to draw pictures in Scratch.
Sprite	The objects which perform various actions in Scratch.
Script	The collection of stepwise instructions given to a sprite.
Sprite List	Place which display all the thumbnails of the sprites.
Block Palette	Collection of various predefined blocks that are used to perform various task.
Script Area	Place where we pick and drop blocks to create a script.

The below given script is used to perform following actions-

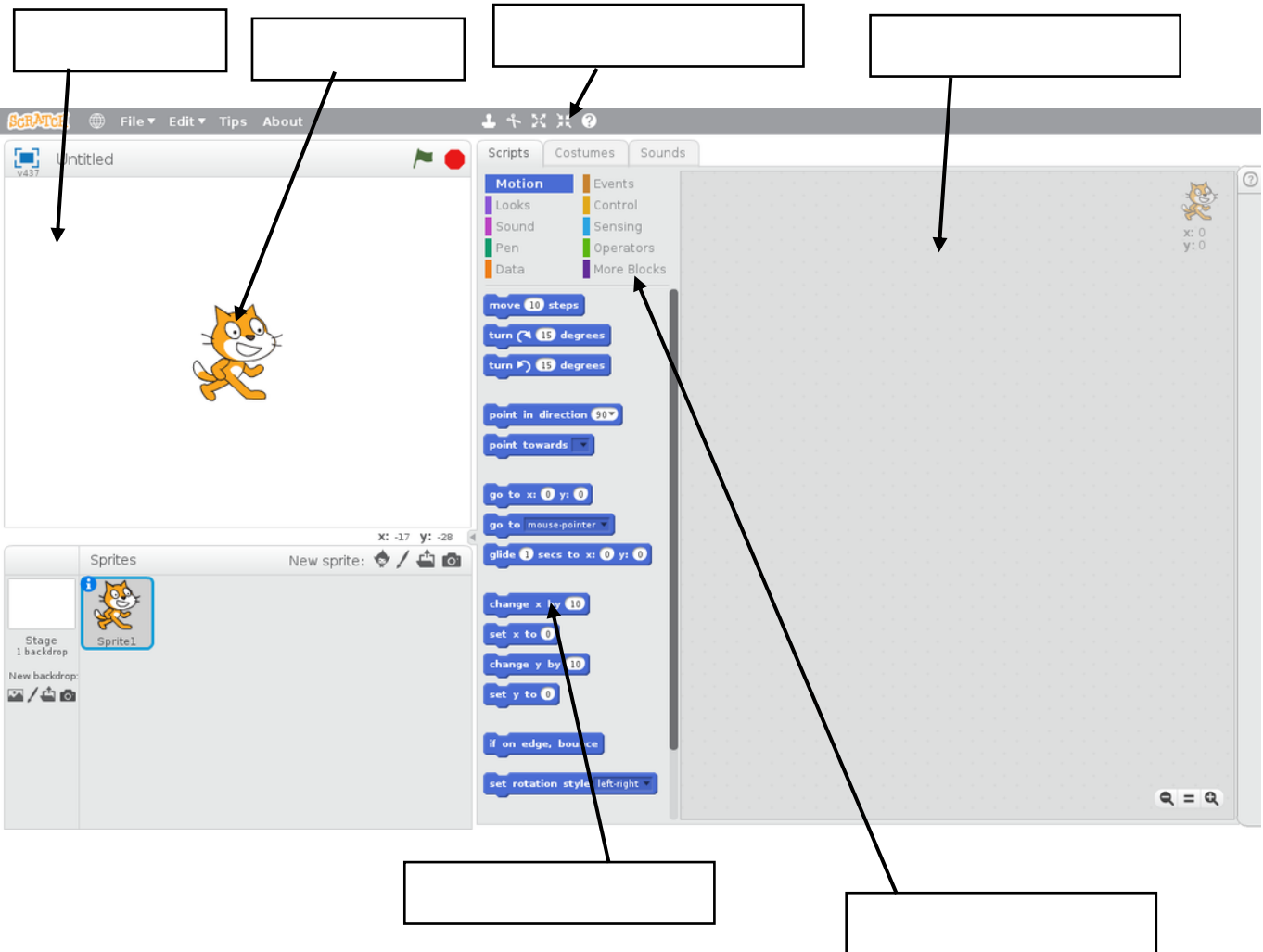
- 1) **Draw a colourful circle**  
 Pen down  
 Set pen size to (1)  
 Move (20) steps  
 Turn  (15) degree  
 Change pen color by (10)
- 2) **Making Sprite Dance**  
 Repeat (10)  
 Wait (1) secs  
 Next costume  
 Play sound (celebrate)

S.No.	Block	Block menu
1.	Move(10) steps	Motion
2.	Turn  (15) degree	Motion
3.	Next costume	Looks
4.	Say (Hello)	Looks
5.	Play sound (celebrate)	Sound
6.	Pen Down	Pen
7.	Set pen size by (10)	Pen
8.	Change pen color by (10)	Pen

9.	Repeat (10)	Control
10.	Wait (1) secs	Control
11.	Stamp	Pen

After reading the chapters and above content, solve the following questions-

Q1 Name the following parts of Scratch window-



Q2 Write definition of following-

a) Sprite- \_\_\_\_\_  
 \_\_\_\_\_

b) Stage- \_\_\_\_\_  
 \_\_\_\_\_

Q3 In Which block do we found 'Repeat (10)' block.

Ans. \_\_\_\_\_