

ST. THOMAS SCHOOL, LONI
SUMMER HOLIDAYS HOME WORK
CLASS: PREP

MY NAME _____

CLASS _____

Hello
Summer

SUBMISSION DATE: 5th JUNE 2021



Dear Parents

Summer Vacations are usually synonymous to fun, frolic, playing for longer hours with friends, going for picnics etc. however in the present circumstances the holidays are somewhat different.

It's time to relax as well as fruitfully occupy the children and keep their energies well directed. We seek your support to keep a supervisory eye, and lend your support and motivation to your children. Your guidance and encouragement can go a long way in bringing out latent talents. Please note the following:-

- ✦ Focus on communicating good health behaviours, such as covering coughs and sneezes with the elbow and washing hands.
- ✦ One of the best ways to keep children safe from coronavirus and other diseases is to simply encourage regular hand washing, for at least 20 seconds. It doesn't need to be a scary conversation.
- ✦ Develop a way to track how children are washing their hands and find ways to reward them for frequent/timely hand washing.



COGNITIVE
DEVELOPMENT

ACTIVITY- 1

Spot the difference



COGNITIVE
DEVELOPMENT

Activity – 2

I CAN COOK

On Mother's day, let's make our "MOM" happy by giving her a treat of **Mixed Sprout Chaat** (You can take help of your father or elder sibling). Don't forget to capture these special moments in camera and make a collage of photographs.




Activity – 3

Pulse Pasting

FINE MOTOR
DEVELOPMENT

Take different coloured pulses from your MOM in different bowls. Then paste the pulses with fevicol to make this butterfly beautiful.

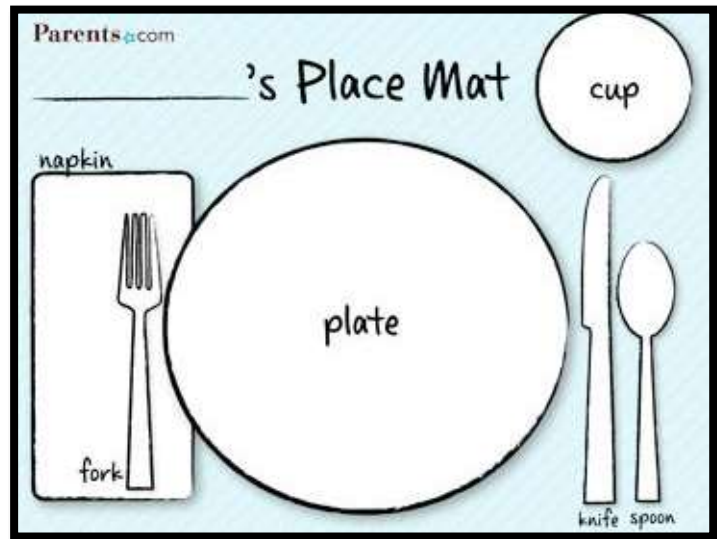


COGNITIVE / FINE MOTOR
DEVELOPMENT

Activity- 4


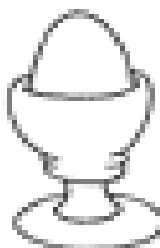



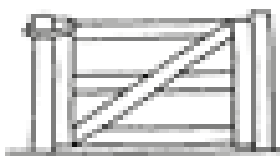


MAKING TABLE MAT

- Take two A3 size sheets. (1 any bright coloured and 1 white)
- Now, let the child draw a Plate, Knife, Fork, Cup and a Spoon in the white sheet.
- Help him/her to cut those drawings and paste in the A3 size sheet as given in the picture.
- Then, let the child write his/her name on the A3 size sheet (Bright coloured).
- Now, our table mat is ready.
- Get the Sheet laminated and use it.



Activity – 5

Fill the missing letter in each word. As a clue, use the letters given at the bottom of the table.

	__pple		__gg
	__all		__ish
	__at		__ate
	__og		__at
a b c d		e f g h	

NUMERACY / FINE MOTOR
DEVELOPMENT

Activity – 6

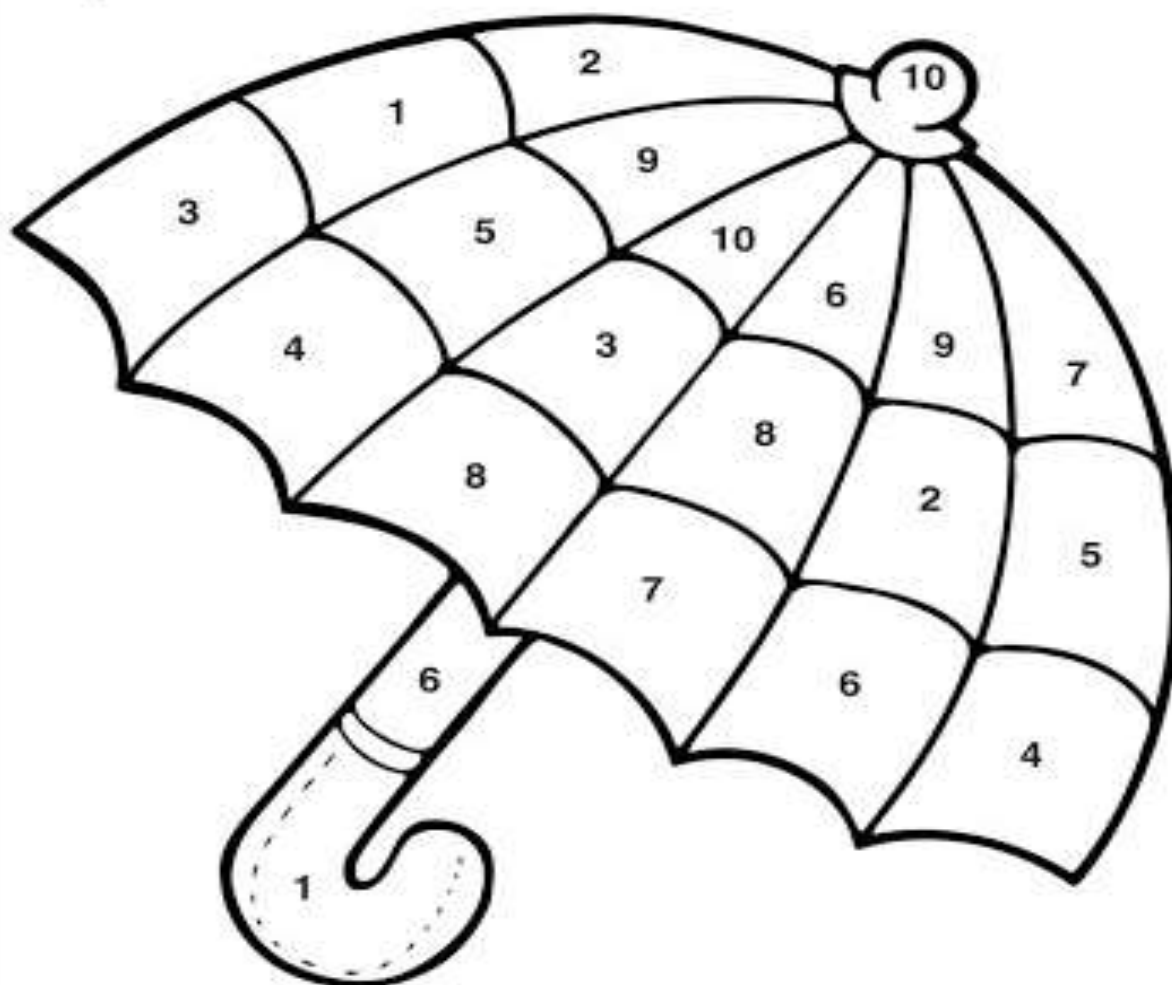
COLOUR THE UMBRELLA USING COLOUR KEYS

Use the color key to color the umbrella.

1 - red
2 - green
3 - black
4 - yellow

5 - pink
6 - orange
7 - purple
8 - blue

9 - white
10 - brown



Activity – 7

Match the Capital letters with the Small letters



Apple

A ○

○ b



Ball

B ○

○ d



Cake

C ○

○ e



Dog

D ○

○ a



Egg

E ○

○ f



Fish

F ○

○ c

SOCIO-EMOTIONAL
DEVELOPMENT

Activity- 8

“HAVE FUN WITH FAMILY”




On the Special Day of “International Family Day” (15th May 2021)

1. Play indoor games with family like ludo, carrom, sock toss, pictionary etc.
2. Fun with colours, make a collage painting.
3. Cook together.
4. Click a beautiful picture with your family and paste here.

INTERNATIONAL DAY OF FAMILIES

Activity – 9

Fill the missing alphabets

A	B		D	E
F		H		
K		M		N
	P		R	
T		V		X
	Z			

www.lectoescritura.org

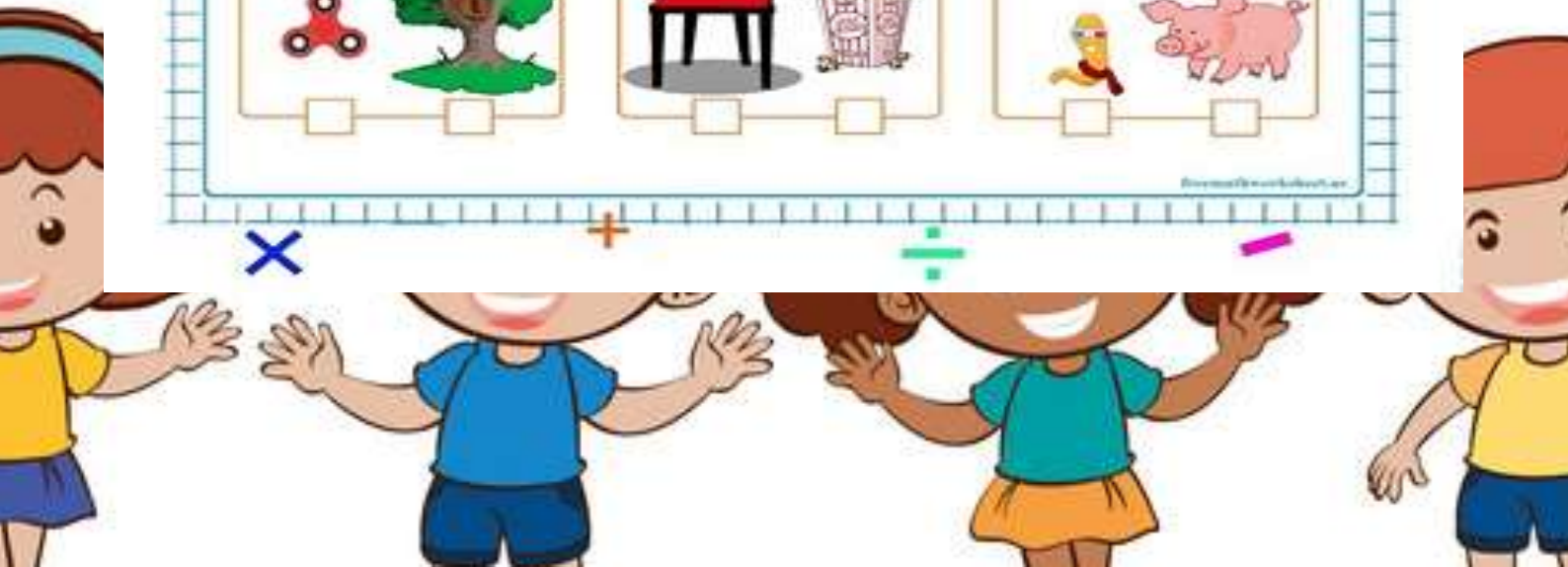
COGNITIVE
DEVELOPMENT

Activity- 10

Tick the Heavy objects

Light or Heavy





 <input type="checkbox"/> <input type="checkbox"/>	 <input type="checkbox"/> <input type="checkbox"/>	 <input type="checkbox"/> <input type="checkbox"/>
 <input type="checkbox"/> <input type="checkbox"/>	 <input type="checkbox"/> <input type="checkbox"/>	 <input type="checkbox"/> <input type="checkbox"/>
 <input type="checkbox"/> <input type="checkbox"/>	 <input type="checkbox"/> <input type="checkbox"/>	 <input type="checkbox"/> <input type="checkbox"/>
 <input type="checkbox"/> <input type="checkbox"/>	 <input type="checkbox"/> <input type="checkbox"/>	 <input type="checkbox"/> <input type="checkbox"/>



Activity- 11

UNDER THE SEA COUNTING

Count the sea animals and write in the given circle



FINE MOTOR
DEVELOPMENT

Activity – 12

Practice LOOPS




GROSS MOTOR
DEVELOPMENT

Activity – 13

Do Exercise and Stay healthy

Yoga is the best way to stay fit. Practice these poses daily under the supervision of elders. You will feel fresh and active for the whole day.


<https://www.youtube.com/watch?v=5XCQfYsFa3Q>



Activity – 14

Join the dots and Colour the picture


Connect the dots and Color!
Smiling Lion



COGNITIVE
DEVELOPMENT

Activity – 15

Find the Way...It's fun...



Activity – 16

Craft activity

Reuse the waste materials and make “ROBOT”

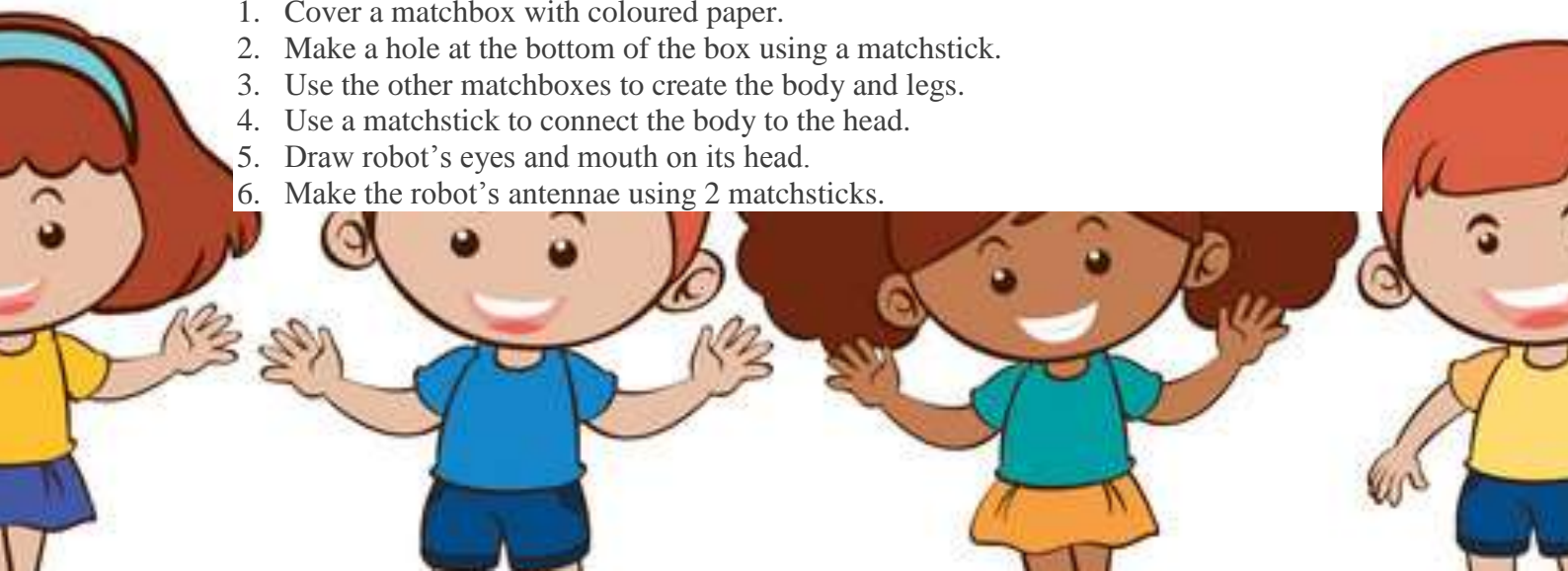


MATERIALS REQUIRED

- 4 matchboxes
- 2 matchsticks
- Coloured paper
- Scissors
- Glue

PROCEDURE

1. Cover a matchbox with coloured paper.
2. Make a hole at the bottom of the box using a matchstick.
3. Use the other matchboxes to create the body and legs.
4. Use a matchstick to connect the body to the head.
5. Draw robot's eyes and mouth on its head.
6. Make the robot's antennae using 2 matchsticks.



Activity - 17

सही वर्ण को चित्र से मिलाओ



इ

उ

अ

आ

इ

उ

LINGUISTIC
DEVELOPMENT

Activity – 18

अ से अ: तक लिखो

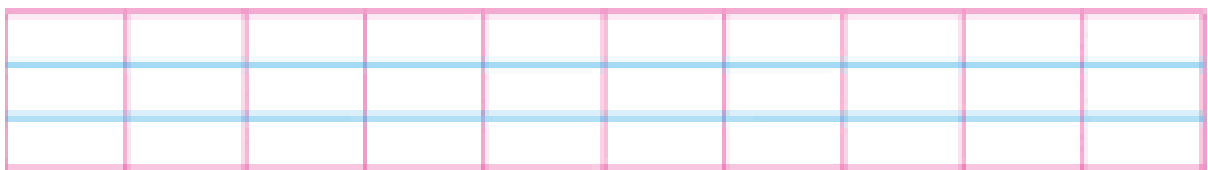
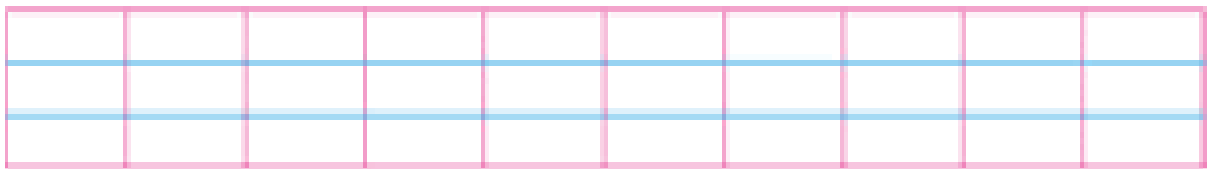
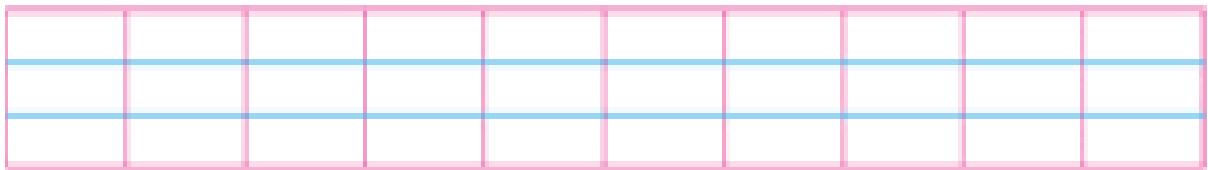
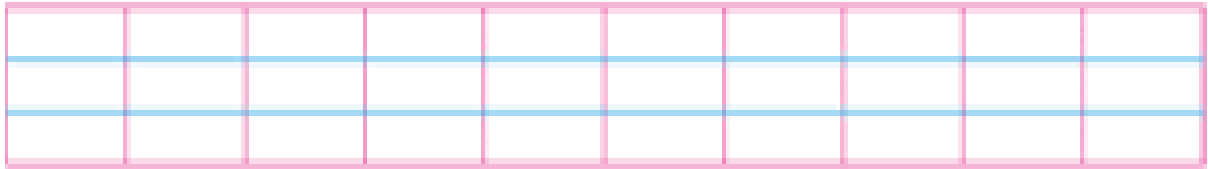
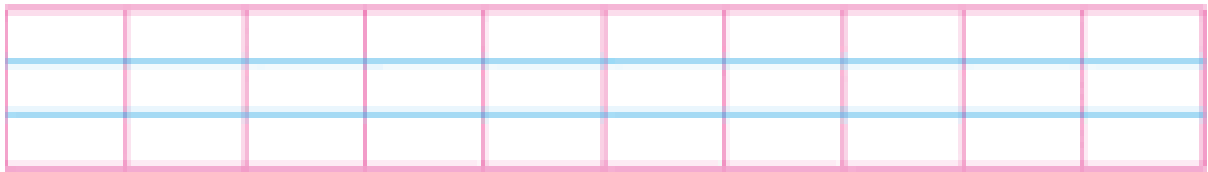
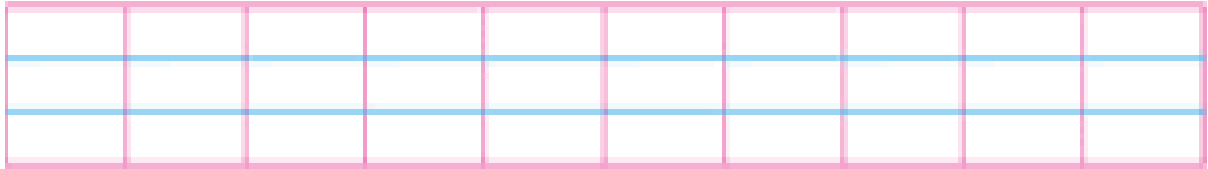
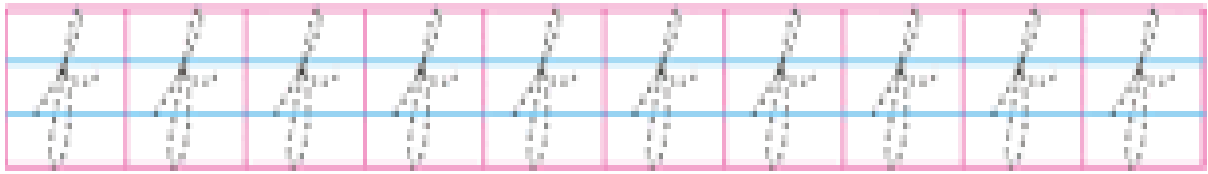
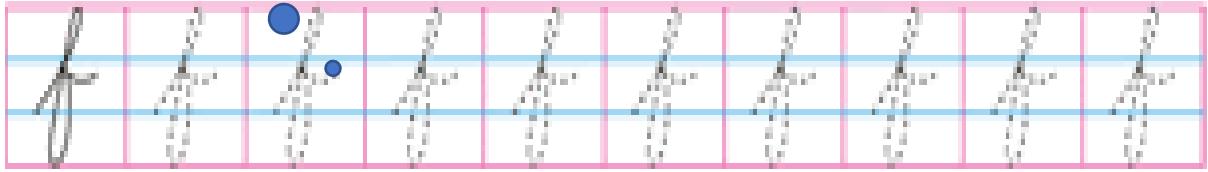
क से ड: तक लिखो



Linguistic
Development

Activity – 19
















Practice cursive f



NUMERACY
DEVELOPMENT

Activity – 20

PICTURE ADDITION


	+		
	+		
	+		
	+		
	+		

Activity – 21

CIRCLE THE RIGHT WORD



mat mug man



rug rag run



tug tap top



jet jam jug



hat hog hug



bat bug bag

FINE/GROSS
MOTOR
DEVELOPMENT

Activity – 23

Pasta Necklace



Materials Required:

- Pasta
- Stretch Yarn
- Acrylic colour
- Brush
- Scissors

Process :

Color the raw pasta with acrylic colours using brush. Let it dry. Then make a necklace with the help of stretch yarn.

COGNITIVE/
NUMERACY
DEVELOPMENT

Activity – 24





In first box you can see many pictures given. Count each type and write in second box.





I Spy With My Little Eye Activity



I Spy With My Little Eye Activity

Count the pictures and write down how many you find of each.

COGNITIVE/
NUMERACY
DEVELOPMENT

Activity – 25

Wow!!! You have already done 24 activities. Cool yourself with fresh lemonade.
Colour the picture given below beautifully.

