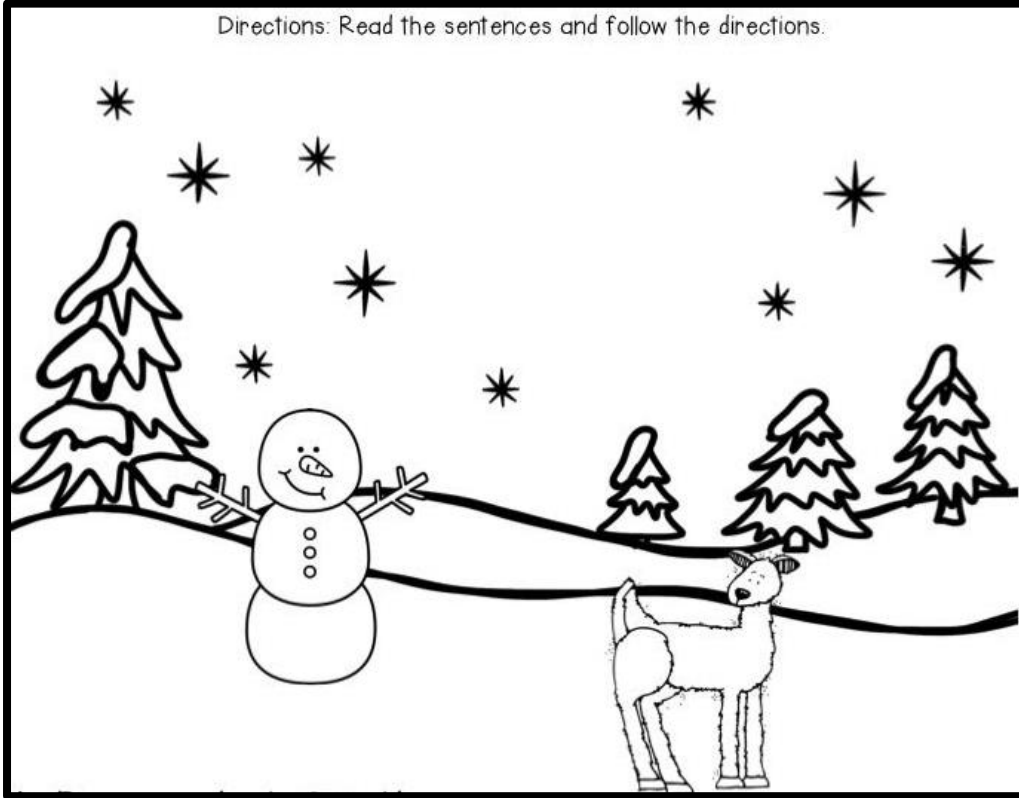


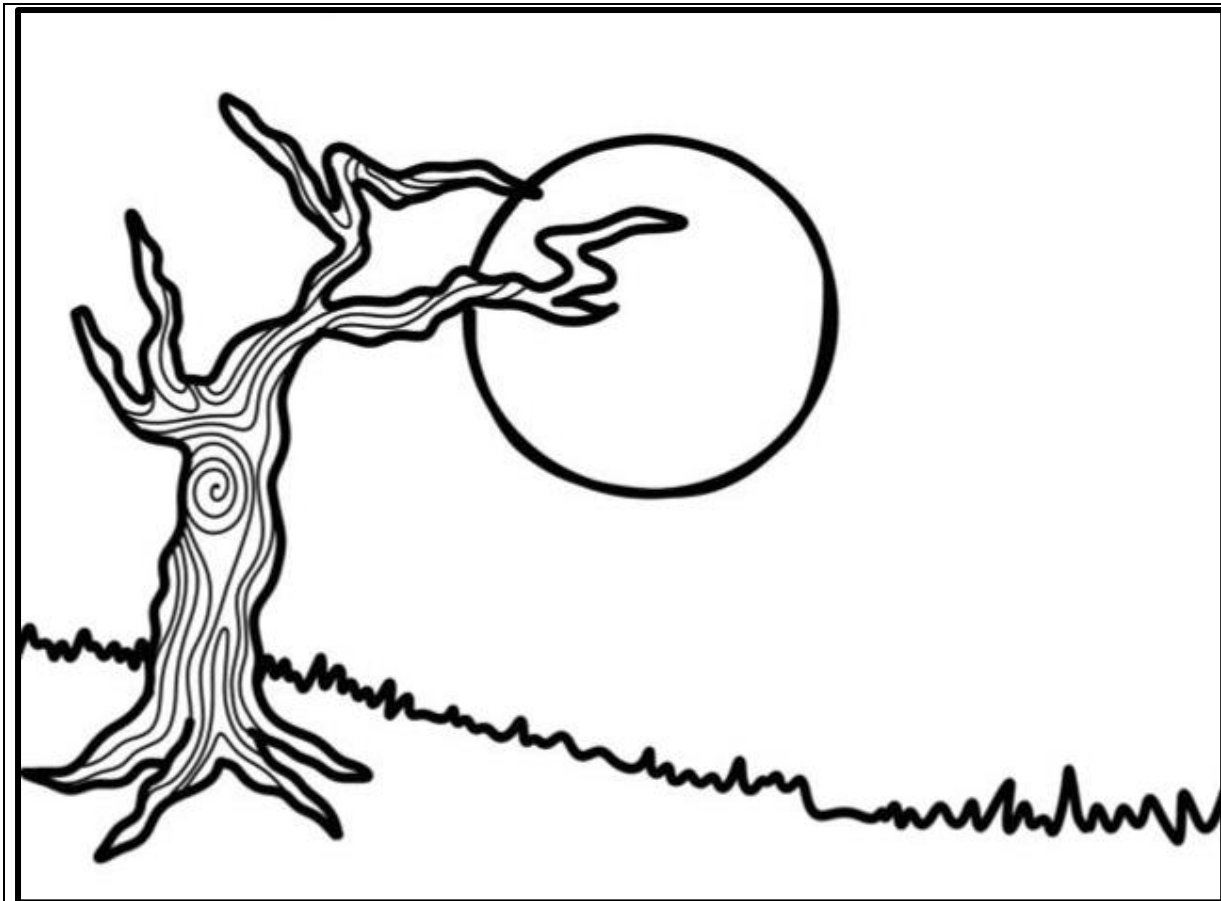
Activity One: Follow the directions with positional words.

1.



- i. Draw a hat **on** the snowman.
- ii. Draw a moon **in** the sky.
- iii. Draw a tree **next** to the deer.
- iv. Draw a rabbit **in front of** the snowman.
- v. Draw a snowflake **near** the moon.
- vi. Draw a fawn **by** the deer.

2.





- i. Draw a black bat **above** the moon.
- ii. Draw three rocks **on top of** the grass.
- iii. Draw a cloud **beside** the moon.
- iv. Draw a pumpkin **under** the moon.
- v. Color the circle in the picture yellow.

Activity Two: Rhyming Words.

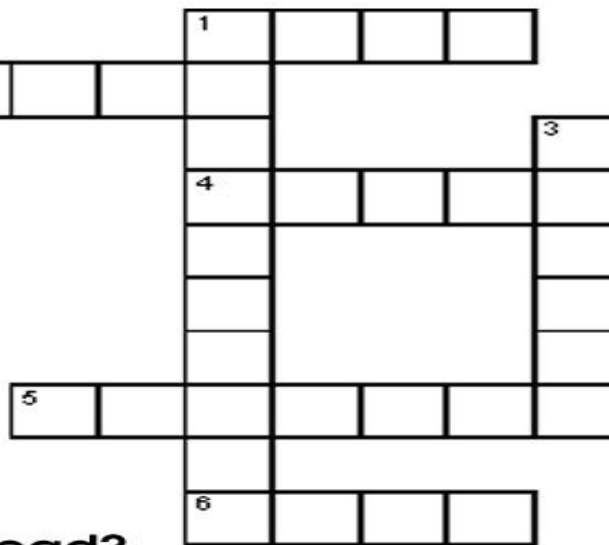
Rhyming words are two or more words that have the same or similar ending sound. Some examples of rhyming words are: goat, boat, moat, float, coat.

Now, look at the images given below. Say the word in the small box. Match it with the other picture and write the words that rhyme with each other.



Activity Three: Crossword

My School



Across

1. What do you read?
2. What do you write with?
4. Where do you sit?
5. Who teaches the class?
6. Where do you put your book?



Down

1. Where does the teacher write?
3. Pencil and _____.



Activity Four: Reading Time

Read the book 'Alice in Wonderland' by Lewis Carroll and write ten lines about it.