

ST. THOMAS SHCHOOL, LONI
SUMMER HOLIDAYS HOME WORK
CLASS: NURSERY



MY NAME _____

CLASS : _____

SUBMISSION DATE : 5th JUNE 2021



Dear Parents

Summer Vacations are usually synonymous to fun, frolic, playing for longer hours with friends, going for picnics etc. however in the present circumstances the holidays are somewhat different.

It's time to relax as well as fruitfully occupy the children and keep their energies well directed. We seek your support to keep a supervisory eye, and lend your support and motivation to your children. Your guidance and encouragement can go a long way in bringing out latent talents. Please note the following:-



- ✦ Focus on communicating good health behaviours, such as covering coughs and sneezes with the elbow and washing hands.
- ✦ One of the best ways to keep children safe from coronavirus and other diseases is to simply encourage regular hand washing, for at least 20 seconds. It doesn't need to be a scary conversation.
- ✦ Develop a way to track how children are washing their hands and find ways to reward them for frequent/timely hand washing.

COGNITIVE DEVELOPMENT

ACTIVITY - 1

MAKING RAINBOW FRUIT SALAD


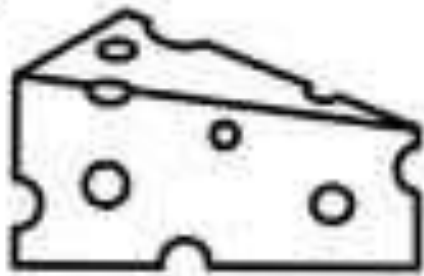
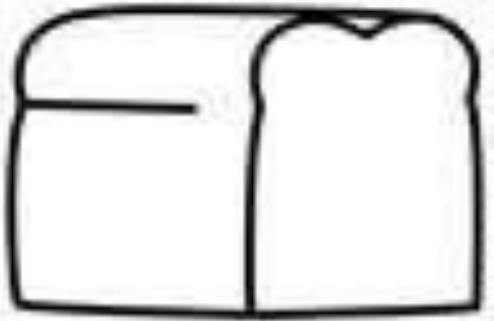
Fruits are so healthy and tasty as well. So let's make a tasty Fruit Chaat with seasonal fruits like, Banana, Apple, Grape, Watermelon, Kiwi or any other fruits of your choice. Help your Mumma in peeling banana etc. Tell her the colour of every fruit. Now, colour your favourite fruits..



ACTIVITY - 2



Kids!!! There are so many things you like to eat. Some eatables you really don't like. Find your favourite food items and colour them.



ACTIVITY - 4

" Rock Family Activity "

Let us begin by selecting rocks/potatoes in a variety of sizes. Apply a thin coating of acrylic paint to design on rocks/potatoes. Now your rock/potato family is ready!! Name each rock/potato (family members) and play pretending games. Parents, help your little ones by asking questions and encouraging them to speak.





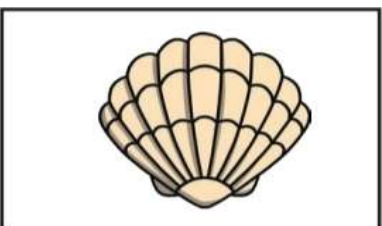


"Let us give wings to their imagination"

* Click the picture of the child with the rock/potato family and paste it in the space provided.



ACTIVITY - 5

MATCH THE SHADOW WITH THE CORRECT PICTURES



ACTIVITY - 6

SOCIO-EMOTIONAL DEVELOPMENT

10th May is Mother's Day. Make a beautiful greeting card using handprint for your Mom and give it to her. Example given. Please paste the card in the space provided. (Refer to the given example)



ACTIVITY - 7

Let's do Lemonade party this summer!!! Prepare chilled lemonade for your Parents and Grandparents... You can take help of your Mom or older sibling.. Recipe is here...

Making Lemonade


Ingredients:
Lemons
Water
Sugar

1. Squeeze the juice out of the lemons.
2. Put the lemon juice in a pitcher.
3. Fill up the pitcher with water.
4. Add sugar.
5. Stir.

Hmmm...how do you think this lemonade will taste?



photo courtesy of
Jen Walter @flickr.com



Take your picture with the recipe and paste here.

ACTIVITY - 8

GROSS MOTOR/FINE MOTOR

To keep yourself healthy, do some physical activities like playing, yoga etc. Practice these yoga poses which are good for your health and very easy too... So let's practice these everyday.



TREE POSE

<https://www.youtube.com/watch?v=vKLg1G6Y0Co>



BUTTERFLY POSE

<https://www.youtube.com/watch?v=EZMIF-6Teow>



Triangle Pose

TRIANGLE POSE

<https://www.youtube.com/watch?v=4Ai6feun1XU>



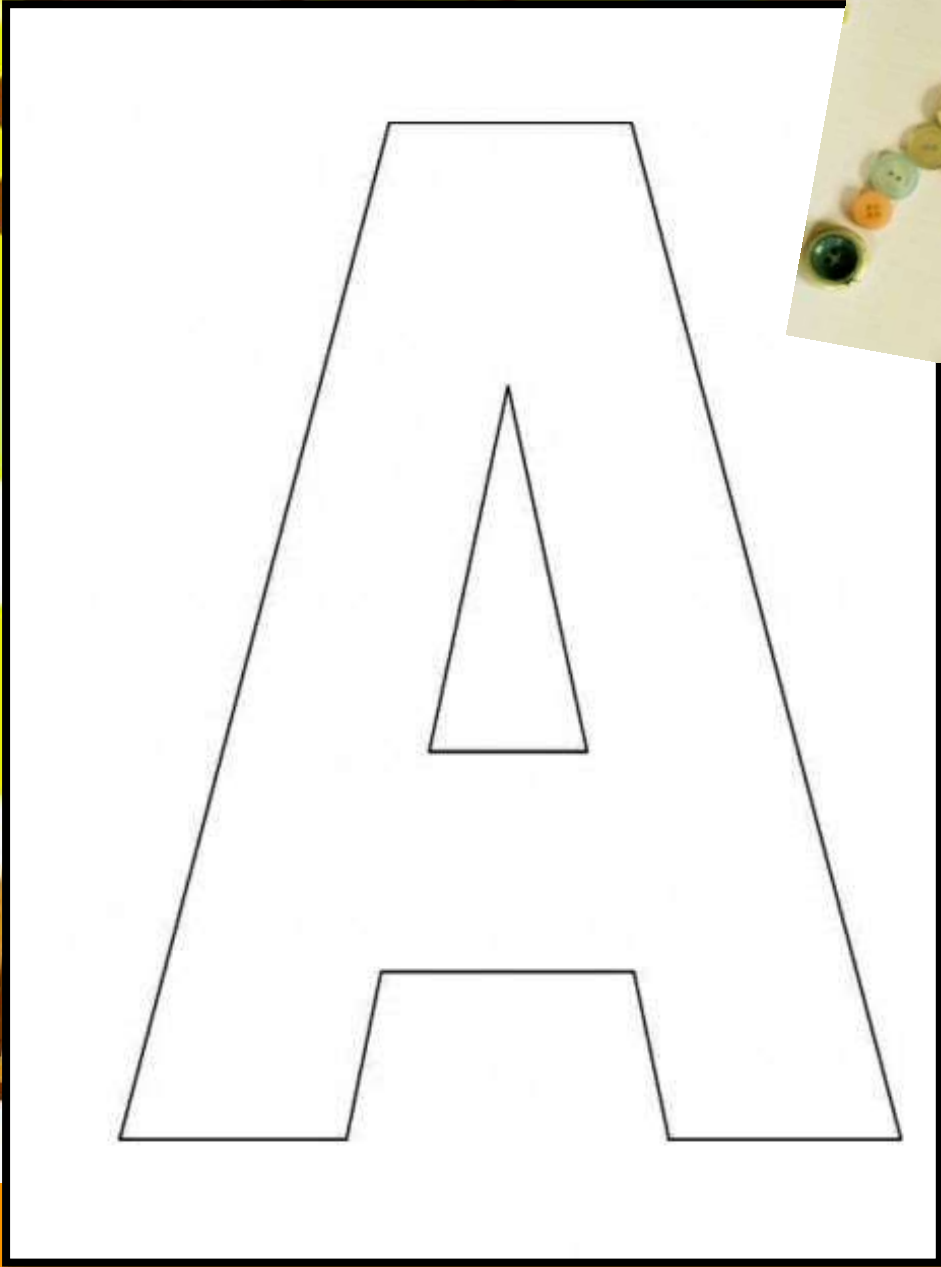
Snake pose

SNAKE POSE

<https://www.youtube.com/watch?v=MwkTE1wgmV4>


ACTIVITY - 9

Let's do some fun by pasting activity. Paste the buttons in below letter "A". Don't take help from your parents as you can do it on your own...Yes... Its fun..



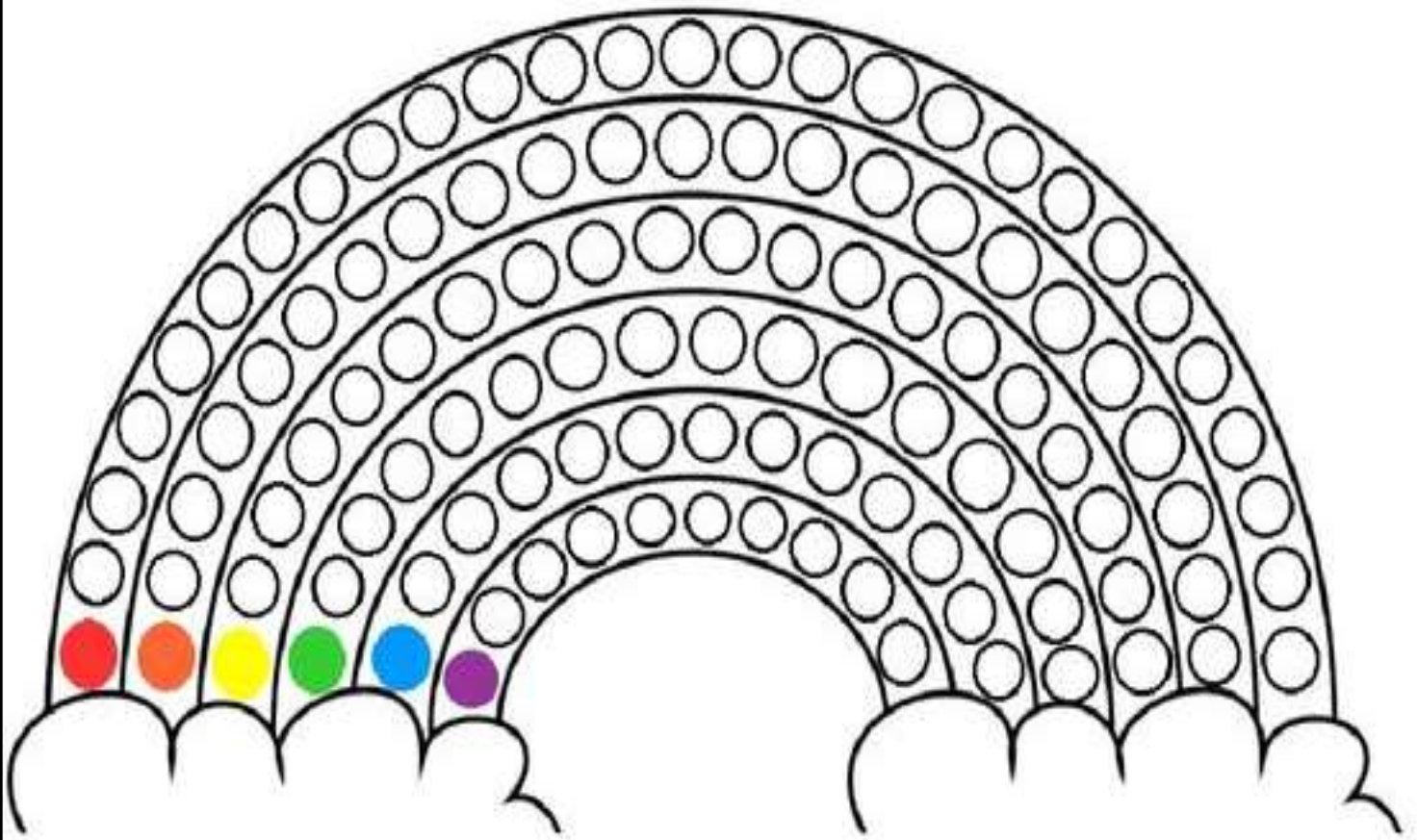
ACTIVITY - 10

Wow!!! Make beautiful butterfly using your fingers and thumb. Dip your finger in your favourite colours and make this butterfly beautiful...



ACTIVITY - 11




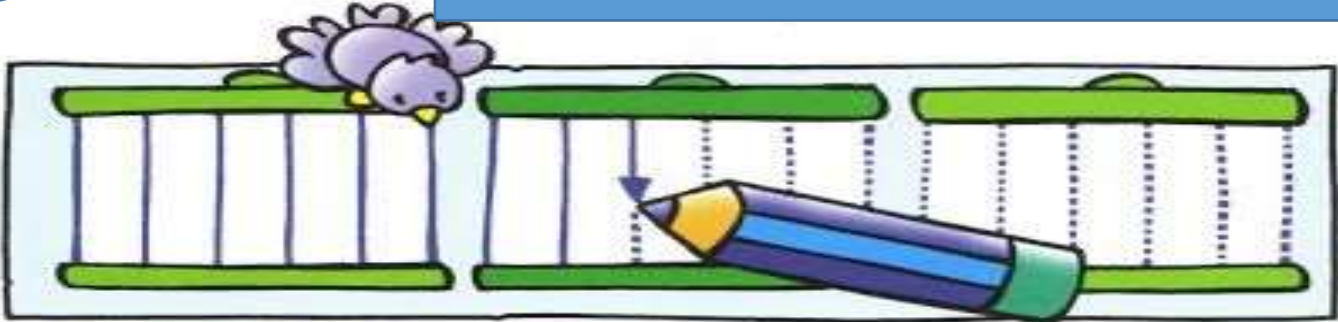
Take cotton swabs/balls, dip it in the water colour and complete the rainbow.
Follow the given colour pattern.



LINGUISTIC/NUMERICAL


ACTIVITY - 12

Let's Practice standing lines!!!




ACTIVITY - 13

PRACTICE SLEEPING LINE




ACTIVITY - 14

PRACTICE SLANTING LINES



ACTIVITY - 15

Stick bindis to complete letter "B". Identify and colour the pictures that begin with the letter B sound. Parents, please help them to read aloud like b..b..b butterfly, b..b..b ball and so on...



ACTIVITY - 16

See... How many words start with letter "C" (Ka sound). "C" is for cloud so use the cotton balls to turn our letter "C" into a cloud. Parents kindly help the child to read aloud all words like c...camel, c...cat, c...candle....etc



ACTIVITY - 17

Count and match with correct number



5




3



1





4



2

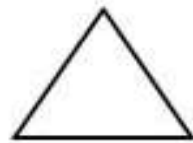

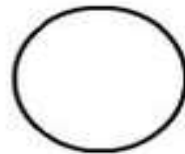


ACTIVITY - 18

अ से शुरू होने वाले फलों - अनार, अमरुद तथा
अनानास में रंग भरिये :



ACTIVITY - 19

Match the similar shapes



ACTIVITY - 20

Children, you have already done 19 activities.. Let's have an Ice-cream party. Colour the below ice-cream beautifully and paste some decorative items like sequences, bindis etc. to make it more attractive...



Bye Bye

