



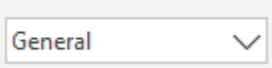


ST. THOMAS SCHOOL, LONI
CLASS VI-A
COMPUTER WORKSHEET (November)

Name- _____ Roll no.- _____ Date- _____

Note- After checking, attach the worksheet in portfolio.

Date of submission- 27-11-2019

IMPORTANT ICONS

ICONS	NAME OF ICONS	TAB
1. 	Merge and center	Home
2. 	AutoSum	Home
3. 	Cell Format	Home
4. 	Insert	Home
5. 	Delete	Home


IMPORTANT DEFINITIONS

1. **Cells**- It is an intersection of rows and columns.
2. **Active cell**- It is the selected cell which is highlighted with thick border.
3. **Range**- A group of selected contiguous cell which form a rectangle.
Example- C1:C5
4. **Name Box**- It shows the currently active cell address.
5. **Formula Bar**- It shows the data and formulas entered in an active cell.

After reading the chapters and given content in worksheet, attempt the following questions:

I Tick the correct option:

1. A cell highlighted with dark coloured border is called-
A) Active cell B) Cell C) Range

2. A group of cells highlighted with dark coloured border is called-
 A) Active cell B) Cell C) Range
3.  icon is named as-
 A) Delete B) Insert C) Range
4. We can find address of currently active cell in-
 A) Formula bar B) Name Box C) Column Heading
5. To define a range from cell A1 to cell D5, we will write as-
 A) A1-D5 B) A1:D5 C) D5:A1

II Solve the given questions-

	A	B	C
1	Students	Marks (Maximum Marks 500)	Percentage Marks
2	Abhay	455	_____
3	Avni	451	
4	Average Marks	_____	

1. Guess and write the formulae for the given cells-
 a) C2- _____
 b) B4- _____
2. Write the address of cells which have the following data-
 a) Marks of Avni:

- b) Percentage Marks of Abhay:
